



Name:		Learning Family:	
-------	--	------------------	--



Exams Pack 2026

Keep safe
You will need this for each LF session



Key Information



CHECK YOUR ENTRIES

When you receive your exam entry statement please check:

- Have you been entered for all of your exams?
- Are you missing any exam entries?
- Have you been entered for the correct tier?
(Foundation/Intermediate/Higher)



BE ON TIME AND IN FULL UNIFORM


- You **MUST** be on time and in full uniform to comply with exam regulations
- Leave your bag in the exam hall and not with LF tutors.
 - These can be stored in your lockers up until half term
 - After study-leave commences you will not have access to your lockers



EXAM RULES

- Visit the JCQ website or scan the QR Code





EHS Exam Pack 2026


This pack has been put together to help you feel confident, organised and in control as you move towards your GCSE exams. Inside, you'll find clear information about what's coming up, practical revision strategies that actually work, and tools to help you plan your time and look after yourself along the way.

You don't need to do everything at once. Use these pages to set small goals, stay focused, and track your progress. Every bit of effort you put in now will make a real difference in the exam hall.

Remember: you're not doing this alone. Your teachers, tutors, and support staff are all here to help you succeed. Let's make these next few months count.



Scan below for exam timetable



AM Exams

8:40

Go to Canteen 1

8:50

Enter the exam room

9:00

Exam begins



PM Exams

12:15 (End of lesson 3)

Go to lunch
(Cold food only from the canteen/shop)

12:45

Go to Canteen 1 and wait to enter exam room

13:00

Exam begins

Find your seat number! 

Find your name on the seating plan

You will be called into the assembly one row at a time



No phones, Airpods or Smart Watches in the exam. - Store in your locker or with the invigilator

Ensure you have a pen/pencil (or calculator if applicable)

No communicating with others during the exam

You must be in full school uniform for EVERY exam

Top 5 Mistakes... and how to avoid them

Check your paper is the correct tier when you take a seat



Final Reminder

Take a deep breath, trust your preparation, and don't let one tricky question knock your confidence.

Every mark counts — keep going! ★

Think about this...

- 👉 Have I answered exactly what the question is asking?
- 👉 Am I using my time in a way that gets me the most marks?
- 👉 Have I shown my thinking clearly enough to pick up method marks?

1. Not Reading the Question Carefully

It's easy to rush and miss key words.

Tip: Take 5–10 seconds to read the question twice.
Underline the important bits.

2. Spending Too Long on One Question

If you run out of time, you lose marks you could have earned elsewhere.

Tip: Match your time to the marks. (Example: 4 marks = about 4 minutes.)

3. Not Showing Your Working

In subjects like maths and science, you can get marks even if the final answer isn't perfect.

Tip: Write down your steps — it can only help you.

4. Leaving Questions Blank


Even if you're unsure, you can still get *some* marks.

Tip: Always write something — a definition, a formula, a quick sentence, a diagram.

5. Writing Long Answers Without a Clear Structure

For longer or essay-style questions, it's easy to waffle or drift off-topic.

Tip: Use a simple structure method (like PEE/PEEL/ACE).
Link every point back to the question.



Exam Strategies

READ THE QUESTION... And then read it again



CLUES IN THE QUESTION

Questions often tell you:

- How many points you need
- Which topic to focus on
- What *not* to include
- Whether examples are required

Always check:

- The **number of marks**
- Any **source, graph or quote**
- Any **limitations** ("refer only to...")

"I love Waterlemons"

Now read it again...
Don't let that be you in the exam.

Think about this...

- 👉 Which command words do I find hardest?
- 👉 When do I usually misunderstand questions?
- 👉 How could reading the question more carefully improve my marks?




COMMAND WORDS

The command word tells you how to answer, not just what to say.

Keyword	What it means	How to answer
Basic thinking		
<i>State</i>	<i>Give a short answer</i>	<i>No explanation needed</i>
<i>Identify</i>	<i>Pick out/name</i>	<i>One word or phrase</i>
<i>List</i>	<i>Several short points</i>	<i>Bullet points ok</i>
Understand and explain		
<i>Describe</i>	<i>Say what something is like</i>	<i>Use detail, no reasons</i>
<i>Explain</i>	<i>Give reasons / say why</i>	<i>Use "because..."</i>
<i>Outline</i>	<i>Give the main points</i>	<i>Keep it brief</i>
Deeper thinking		
<i>Analyse</i>	<i>Break into parts; show how they link</i>	<i>Use cause/effect or themes</i>
<i>Compare</i>	<i>Show similarities AND differences</i>	<i>Use connective words</i>
<i>Evaluate</i>	<i>Judge effectiveness</i>	<i>Give strengths & weaknesses, then a conclusion</i>
<i>Discuss</i>	<i>Present different viewpoints</i>	<i>Finish with your judgment</i>

Year 11 Eastern High 100 Day Plan


Use the below to plan your revision and monitor your progress through the exam season

Monday	Tuesday	Wednesday	Thursday	Friday	Saturday	Sunday	This weeks revision focus
Mon, 13 April	Tue, 14 April	Wed, 15 April	Thu, 16 April	Fri, 17 April	Sat, 18 April	Sun, 19 April	Revision Focus
Start planning				LF Tutor checks planning			
Mon, 20 April	Tue, 21 April	Wed, 22 April	Thu, 23 April	Fri, 24 April	Sat, 25 April	Sun, 26 April	Revision Focus
Mon, 27 April	Tue, 28 April	Wed, 29 April	Thu, 30 April	Fri, 1 May	Sat, 2 May	Sun, 3 May	Revision Focus
Mon, 4 May	Tue, 5 May	Wed, 6 May	Thu, 7 May	Fri, 8 May	Sat, 9 May	Sun, 10 May	Revision Focus
	Exam Season Starts <i>Numeracy Entry</i>	<i>Science Entry</i>	<i>Numeracy - Unit 1 (Resit)</i>	<i>Sociology Unit 1</i> <i>Drama Unit 3</i>			
Mon, 11 May	Tue, 12 May	Wed, 13 May	Thu, 14 May	Fri, 15 May	Sat, 16 May	Sun, 17 May	Revision Focus
	<i>Geography - Unit 1</i> <i>Biology - Unit 2</i> <i>DbI Science - Unit 4</i>	<i>Welsh - Unit 3</i> <i>Comp Sci - Unit 1</i>	<i>Maths - Unit 1</i>	<i>History - Unit 1</i> <i>Sociology - Unit 2</i>			
Mon, 18 May	Tue, 19 May	Wed, 20 May	Thu, 21 May	Fri, 22 May	Sat, 23 May	Sun, 24 May	Revision Focus
<i>Chemistry - Unit 2</i> <i>DbI Science - Unit 5</i> <i>Media - Unit 1</i>	<i>Comp Sci - Unit 2</i>	<i>French - Listening and Reading</i>	<i>English - Unit 2</i>	<i>Physics - Unit 2</i> <i>DbI Sci - Unit 6</i> <i>Arabic HSCC</i>			



How to use this document:

- Cross out exams that don't apply to you
- Plan a revision focus (per subject and topic) each week
- Your LF tutor will check your focuses each week

Mon, 25 May	Tue, 26 May	Wed, 27 May	Thu, 28 May	Fri, 29 May	Sat, 30 May	Sun, 31 May	Revision Focus
Half Term							
Mon, 1 June	Tue, 2 June	Wed, 3 June	Thu, 4 June	Fri, 5 June	Sat, 6 June	Sun, 7 June	Revision Focus
<i>PE - Unit 1</i>	<i>Welsh - Unit 4</i> <i>Polish</i> <i>Media - Unit 2</i>	<i>Maths - Unit 2</i>	<i>History - Unit 2</i> <i>French - Unit 4</i> <i>Maths - Unit 2 (Year 10)</i>	<i>English - Unit 3</i>			
Mon, 8 June	Tue, 9 June	Wed, 10 June	Thu, 11 June	Fri, 12 June	Sat, 13 June	Sun, 14 June	Revision Focus
<i>Biology - Unit 1 (Resit)</i> <i>Sci Dbl - Unit 1 (Resit)</i> <i>Digital Tech - Unit 1</i>	<i>History - Unit 3</i>	<i>Maths - Unit 2</i> <i>Design Tech - Unit 1</i>		<i>Chemistry- Unit 1 (Resit)</i> <i>Sci Dbl - Unit 2 (Resit)</i> <i>Hospitality</i>			
Mon, 15 June	Tue, 16 June	Exams have ended!					
	<i>Additional Maths</i>		<p><i>Think forward to:</i> <i>Resting/Celebrating</i> <i>Prom 2026</i> <i>Leavers Ceremony Certificate Collection (End of November 2026 TBC)</i></p>				

S	U	P	P	O	R	T	Notes
Schedule	Understanding	Practice	Procrastinate	Organise	Rest and self-care	Talk about it	
Establish a daily routine Set clear schedules	Understand that exam periods are stressful and it's normal to find it challenging	Practice, practice, practice! Each week look ahead and plan what you will review.	Don't do it... and be aware of when you are! It may be you need time to refocus	Organise your environment and remove any distractions such as phones/games	Make sure you are getting a minimum of 8 hours sleep each night and creating dedicated revision time and rest time	Talk and communicate regularly - Don't keep problems and anxiety to yourself	

Revision and Wellbeing



REVISION TOOLS

These are the most effective revision methods.

- **Flashcards** (paper or apps like Quizlet)
- **Blurting** – read a topic, hide it, write everything you can remember
- **Low-stakes quizzes** – short daily tests
- **Past papers** + marking with the mark scheme
- **“Look, cover, write, check”** for definitions & quotes
- **Mind Maps** - Get highlighters and pens!



GET ORGANISED

- **Weekly planner or timetable**
- **To-do list templates**
- **Priority grid:**
 - Urgent & important
 - Important but not urgent
 - Urgent but low value
 - Not important
- **Topic checklists** for each subject
- **Use the 100 day plan to prioritise your revision**



DIGITAL TOOLS

- Quizlet / Cognito / Seneca Learning
- Mathswatch
- BBC Bitesize
- Past papers from WJEC
- Phone timer for 20-minute revision chunks



If stress affects you, try to find ways to maintain a positive attitude and cultivate a positive approach during your revision.



Don't revise what you already know.


Revision isn't about feeling comfortable – it's about strengthening the weak spots.

- 👉 Which topics am I avoiding because they're difficult?
- 👉 Avoid revising topics you already know

What is your end-exam goal?

Picture the results day you want – then plan backwards.

- 👉 What grade do I want?
- 👉 What will I need to do to get there?



What next?

Prom

Friday 3 July 2026

-

Results Day

Thursday 20 August 2026

-

Enrol to College/Sixth Form

Thursday 20 August 2026

Contact them for your next steps

-

Certificate Collection Ceremony

End of November 2026 TBC

Scan for exam timetable



*For support with exam entries contact:
data@easternhigh.org.uk*